

DAIRY

April 2, 2026

MARKET SUMMARY

Milk production is still very strong in Europe and there isn't much confidence that it is going to slow down. Aggressive buying over the past 3 months has put the shorts in better balance and the supply side situation is now putting some downward pressure on prices (except for dry whey). U.S. NFDM hit a 12 year high and it's looking like April will be relatively tight as well while butter and cheese were roughly steady from a weekly average perspective. NZ prices were lower on GDT. Global demand is likely weakening at these higher price levels. I'm a little less worried about getting product to Gulf countries. It seems that a decent amount of product is able to flow in via truck, but we're likely still looking at some reduction in volume.

Dairy Prices (USD)							
Cheese	Last (lb.)	Chg.	Last (MT)	WMP	Last (lb.)	Chg.	Last (MT)
CME Blocks (Wk Avg)	\$1.64	\$0.02	\$3,611	U.S.	\$2.30	-\$0.05	\$5,071
CME Barrels (Wk Avg)	\$1.58	\$0.02	\$3,474	Dutch	\$1.84	\$0.04	\$4,062
EU Gouda	\$1.91	\$0.01	\$4,218	GDT Reg. (C2)	\$1.63	-\$0.03	\$3,595
GDT Cheddar (C2)	\$2.24	\$0.00	\$4,930				
Butter				Dry Whey			
CME Spot (Wk Avg)	\$1.82	\$0.00	\$4,011	CME Spot	\$0.68	\$0.02	\$1,490
EEX Index	\$2.34	-\$0.03	\$5,159	EEX Index	\$0.69	\$0.04	\$1,526
GDT (C2)	\$3.03	-\$0.13	\$6,685	U.S. WPC34	\$1.63	\$0.00	\$3,583
				U.S. Lactose	\$0.55	\$0.02	\$1,213
SMP/NFDM				Rennet Casein			
CME Spot (Wk Avg)	\$1.92	\$0.09	\$4,226	U.S.	\$3.75	\$0.00	\$8,267
EEX Index	\$1.45	\$0.06	\$3,202				
GDT - Medium Heat (C2)	\$1.50	-\$0.10	\$3,310				

Sources: CME, USDA, EEX, GlobalDairyTrade, Dutch Dairy Board, Trigona, FRED

USD/euro rate used: 1.157, +0.005

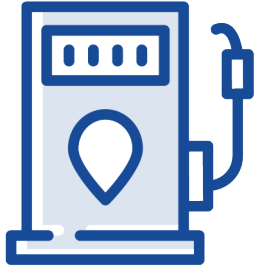
SHELL EGGS

Atlanta, GA Thursday, April 2, 2026, USDA Market News

SHELL EGGS: Daily National Egg Market-at-a-Glance

National FOB shell egg weighted average prices are steady to lower for the heavier weight eggs, while only lightly tested for Medium. The undertone is lower. Demand into retail channels is reported as seasonally moderate to light. Loose egg movement is generally light. Offerings are moderate to available. Supplies are moderate to fully adequate. Market activity is slow to moderate. California weighted average delivered prices are steady to lower with only Extra Large well tested. The undertone is lower. Retail demand ranges light to moderate. Loose egg demand is light. Offerings are moderate to available. Supplies are moderate. Market activity is slow.

SOURCE: USDA Livestock, Poultry & Grain Market News Division Atlanta, GA 404.562.5850 email: Atlanta.lpgmn@ams.usda.gov <http://www.ams.usda.gov/market-news/livestock-poultry-grain>



FUEL

April 2, 2026

US REGULAR GASOLINE PRICES

03/30/2026 \$3.990/gallon

03/23/2026 \$3.961/gallon

03/16/2026 \$3.720/gallon

↑ 0.029 week ago

↑ 0.828 year ago

US ON-HIGHWAY DIESEL FUEL PRICES

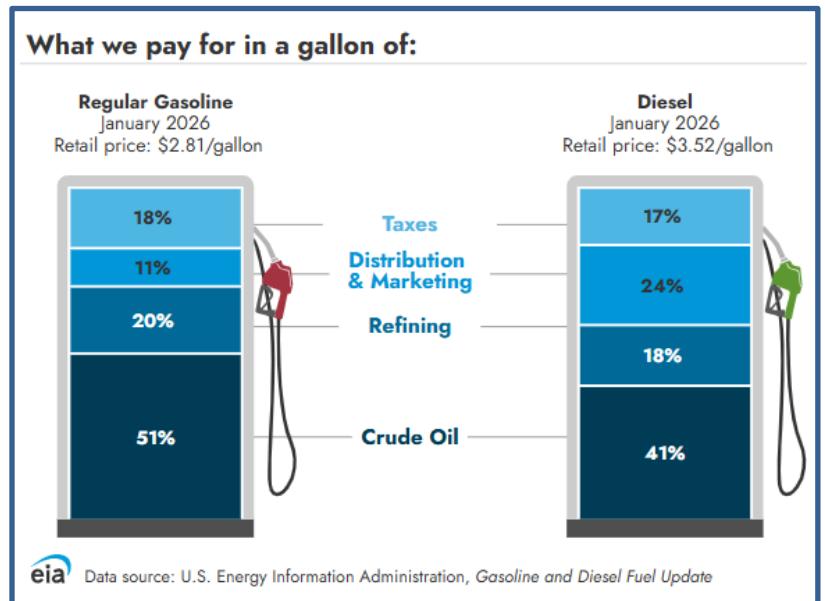
03/30/2026 \$5.01/gallon

03/23/2026 \$5.375/gallon

03/16/2026 \$5.071/gallon

↑ 0.026 week ago

↑ 1.809 year ago





GRAIN

April 2, 2026

Weekly Market Highlights

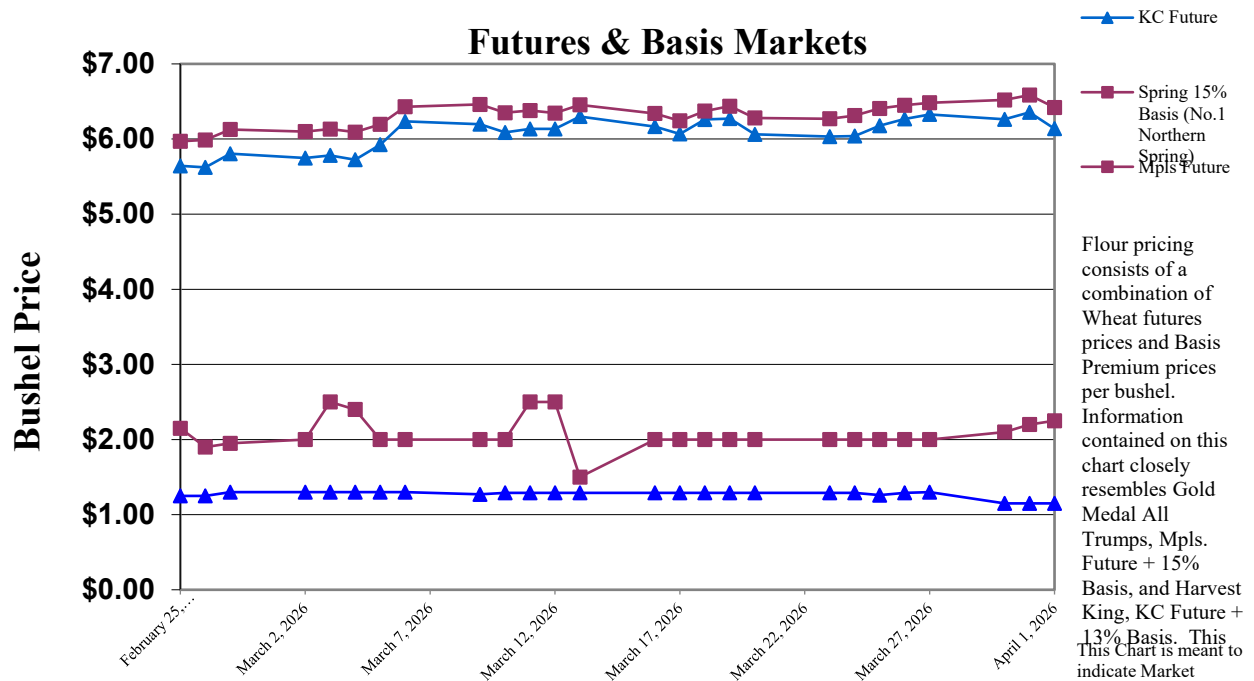
- HRW crop conditions mostly deteriorated again this week, with the exception being Montana, which was the only state to see improvement. Kansas at 40% good to excellent (-6% from a week ago); Oklahoma 13% (-1%); Colorado 14% (-10%); Nebraska 9% (-9%); Texas 14% (-2%); and Montana 28% (+10%)
- Tuesday the USDA Planting Intentions were released: All wheat areas came in at 43.8 mln acres vs guess of 44.8 mln acres – spring wheat planting intentions came in at 9.42 mln acres vs guess of 9.84 mln acres. This is the second lowest wheat acres in over 100 years.
- Trump’s announcement that the Iran war would soon be over caused the wheat markets to go considerably lower on Wednesday. Favorable rain forecasts in the Plains also supported the drastic cut in futures prices.

Facts on Flour

Maturing Flour

If bleaching describes the whitening of flour, what is maturing? For hard wheat flour, the term maturing implies the strengthening of dough forming properties, thus improving gas retention of the gluten. These maturing agents affect the physical properties of the dough and don’t have any direct effect on the yeast. Two common maturing agents are potassium bromate and ascorbic acid. Bread treated with these agents will generally exhibit increased loaf volume, finer grain

and improved external characteristics. Although they produce the effects just stated, they mature at different rates. Ascorbic acid reacts toward the end of mixing and into the dough stage. Bromate works during the proofing and baking stages.



Rice

In the south, long and medium grain milled rice mostly steady. Second heads and Brewers mostly steady. Rice by-products: Rice Bran and Hulls steady. In California, medium grain milled rice steady. Second heads and Brewers steady. Rice by-products: Rice Bran and rice hulls steady.

CME Rough Rice settlements for Monday Mar 30, 2026 : May(26) closed -2.285 lower at 11.3200;

	Current (Week of Mar 30, 2026)				Year Ago (Week of Mar 31, 2025)			
	ARKANSAS	CALIFORNIA	LOUISIANA	TEXAS	ARKANSAS	CALIFORNIA	LOUISIANA	TEXAS
Milled Rice (\$ Per CWT-Bag / 100lb)								
Long White ¹	28.50 - 29.00		32.00 - 34.00		34.50 - 35.25		35.00 - 41.50	
Long Brown ¹	30.50				36.50			
Medium White ¹	40.00	36.00 - 38.00	38.00 - 43.00		44.50	30.00 - 33.00	38.00 - 43.00	
Medium Brown ¹								
Short White ¹								
Short Brown ¹								
Parboiled	36.50				42.50			
Second Heads ²	17.00 - 18.00	13.00 - 16.50	15.00	16.00	21.00 - 22.00	19.00 - 22.00	18.50 - 20.00	20.00 - 21.00
Brewers ²	11.00 - 17.00	9.00 - 14.00	12.50	16.00	16.50 - 18.00	14.00 - 18.00	12.50 - 16.00	20.00 - 21.00
Rice By-Products (\$ Per Short Ton-Bulk)								
Bran	85.00 - 100.00	120.00 - 140.00	100.00	85.00 - 90.00	120.00 - 140.00	145.00 - 160.00	120.00 - 130.00	120.00
Millfeed								35.00 - 40.00
Hulls (Ground)								
Hulls (Whole)	5.00	5.00 - 10.00		5.00	5.00 - 10.00	10.00		5.00

Explanatory Notes:

Values quoted are spot prices, F.O.B, Mills and Processors

1 - California: U.S. No. 1.; Southern States: U.S. No. 2 or Better, but brokens not to exceed 4 percent.

2 - U.S. No. 4 or better, bulk.



OIL

April 2, 2026

Soybean Complex

Futures: SB(K) 1159 $\frac{1}{4}$ ↓ 2 ¢ (0.2%); SBO(K) .6741 ↑ 190 pts (2.9%); SBM(K) 315.30 ↓ 12.70 (3.9%)

- Cordonnier SOAM production estimates:
 - BRA 178 MMT (unch)... USDA 180 MMT; CONAB 177.8 MMT
 - ARG 47 MMT (unch)... USDA 48.0 MMT (unch)
 - Total SOAM 244.0 MMT – Record... YA 240.7 MMT (USDA)
- BRAZIL: 75% harvested vs. 82% YA
 - Agroconsult increased estimate to 184.7MMT; up 0.6%
 - 350 confirmed cases of SB rust in Brazil vs. 118 YA
- March 31 planting intentions report: USDA outlook acres at 85 M, up from 81.2 LY.

Veg Oil

FOB RBD: Palm (May) \$1190 ↓ 25.00 (2.1%) ... Canola (May) \$720.50 ↓ 5.60 (0.8%)

- ARG May FOB SBO \$1,136 (+4); RBD FOB palm \$1,215 (+30)
- FINALLY got EPA mandates; Total BMBD @ 8.86 B RIN gallons; 70% SRE reallocation (0.21B RIN gallons); TOTAL: 9.07B RIN gallons
- Record spec SBO long at 122,621 contracts; 13.1% open interest
- PALM OIL:
 - SPPOMA March 1 – 20 exports up 40%
 - SPPOMA March 1 – 20 production down 5%-9%; month end production likely up 3%; lowest since March 2023
 - Indonesia exports up 26% thru Feb



PRODUCE

April 2, 2026

All produce pricing trends are based on USDA data March 24, 2026.

Vegetables

Potatoes

Russets →

The russet potato market out of Idaho is steady this week, with moderate supply and moderate demand reported.

Reds →

The red potato market out of Minnesota-North Dakota is steady this week, with moderate supply and moderate demand reported.

Yellows →

The yellow potato market out of Minnesota-North Dakota is steady this week, with moderate supply and moderate demand reported.

Cabbage

Round Green →

The cabbage market out of Mexico crossing through Texas is steady this week, with moderate supply and moderate demand reported.

Leaf Lettuce

Green Leaf 

The green leaf lettuce market out of Arizona is down this week, with moderate supply and moderate demand reported.

Romaine 

The romaine lettuce market out of Arizona is down this week, with moderate supply and moderate demand reported.

Iceberg 

The iceberg lettuce market out of Arizona is down this week, with moderate supply and moderate demand reported.

Garlic

Garlic supply and pricing is steady.

Onions

The onion market is mixed this week. Product out of Mexico crossing through South Texas is down, while product out of Washington/Oregon is steady, with moderate supply and moderate demand reported.

Mushrooms

The mushroom market is steady this week. Vendors report that mushroom supply is steady, and they expect it to remain that way.

Cilantro

Out of Central and Western Arizona, 30's are steady and 60's are down, with moderate supply and moderate demand reported.

Cucumbers

The cucumber market is mixed this week. Product out of Mexico crossing through Nogales, Arizona, is up, while product out of Mexico crossing through Texas is down, with moderate supply and moderate demand reported.

Celery

The celery market out of Oxnard, California, is down this week, with moderate supply and moderate demand reported.

Yellow Squash & Zucchini

The yellow squash and zucchini markets out of Mexico crossing through Nogales, Arizona, are down this week, with limited but improving supply and reduced demand reported.

Green Beans

The green bean market out of Florida is down this week, with tight supply and strong demand reported.

Bell Peppers

Green 

The green bell pepper market out of Mexico crossing through Nogales, Arizona, is steady this week, with improving supply and moderate demand reported.

Red 

The red bell pepper market out of Mexico crossing through Nogales, Arizona, is up this week, with tight supply and moderate demand reported.

Hot 

The jalapeño pepper market out of Mexico is up significantly this week, with very limited supply and moderate demand reported.

Carrots

The carrot market out of California is up this week, with moderate supply and moderate demand reported.

Green Onion

The green onion market out of Mexico crossing through Southern California and Arizona is down this week, with slightly improving supply and reduced demand reported.

Cauliflower

The cauliflower market out of Arizona is down this week, with improving supply and moderate demand reported.

Asparagus

The asparagus market out of Mexico crossing through Southern California and Arizona is up this week, with fair supply on jumbo size, limited supply on standard size and steady demand reported.

Broccoli

The broccoli market out of Arizona is down this week, with moderate supply and moderate demand reported.

Tomatoes

Rounds

The Red Round tomato market out of Mexico crossing through Texas is up significantly, with very tight supply and moderate demand reported.

Romas

The Roma tomato market out of Mexico crossing through Texas is up significantly, with very tight supply and moderate demand reported.

Grape & Cherry

The Cherry tomato market out of Florida and the Grape tomato market out of Mexico crossing through Texas are up this week, with moderate supply and moderate demand reported.

Hanging Fruit

Apples and Pears

Apples

The apple market is steady this week. Out of Washington, Red Delicious, Golden Delicious, Fuji, Gala, Granny Smith, Honeycrisp and Pink

Lady/Cripps Pink are all steady, with moderate supply and moderate demand reported.

Pears →

The pear market out of Washington is steady this week, with moderate supply and moderate demand reported.

Citrus

Lemons ↑

The lemon market out of Eastern California-Western Arizona is up this week, with moderate supply and moderate demand reported.

Limes ↑

The lime market is up significantly this week. Out of Mexico crossing through Texas, 250's and 200's are both up, with tightening supply and strong demand reported.

Oranges →

The orange market out of Eastern California-Western Arizona is steady this week, with moderate supply and moderate demand reported.

Berries

Strawberries ↑

The strawberry market out of Santa Maria, California, is up this week, with moderate supply and moderate demand reported.

Grapes ↑

The grape market out of Peru is up, with moderate supply and moderate demand reported.

Tropical

Pineapples ↑

The pineapple market is up this week. Out of Central America imported through Philadelphia, 5, 6 and 7 counts are all up, with moderate supply and moderate demand reported.

Bananas →

The banana market remains steady, with good supply and good quality reported.

Avocados →

The avocado market is steady this week. Out of Mexico, 36's, 40's, 48's, 60's and 70's are all steady, with moderate supply and moderate demand reported.

Melons

Cantaloupes →

The cantaloupe market is steady this week. Out of Central America imported through either South Florida or Southern California, 9 ct. are steady, with moderate supply and moderate demand reported.

Honeydew →

The honeydew market out of Central America imported through Florida is steady this week, with moderate supply and moderate demand reported.

"The data contained in the Farmer's Report is provided for informational purposes only, is not tailored to your specific purchasing needs, and is not intended as a substitute for any other publicly available market data or information. The Farmer's Report is compiled from the last-received market data provided by the United States Department of Agriculture (USDA) and/or other market sources and is subject to change without notice. Nothing herein is the opinion of US Foods®. US Foods neither assumes any legal liability nor makes any warranty or guaranty, either express or implied, regarding the completeness, accuracy, or usefulness of this information." <https://www.usfoods.com/our-services/business-trends/farmers-report.html>"



PROTEIN

April 2, 2026

Beef Market

Beef Primals---Short Term Market Direction						Cattle
Chuck	Rib	Loin	Round	Thin Meats	Grind	Ave Steer \$

Cattle/Beef-Last Week

Harvest increased by 12,000 head week over week to 520,000. Cash cattle traded modestly higher, averaging \$235.69/cwt versus \$212/cwt a year ago. Futures closed the week higher. The Choice cutout declined \$7.14/cwt and Select fell \$3.05/cwt, driven primarily by weakness in chucks, rounds, and loins. Packer margins averaged approximately \$68 per head.

Cattle/Beef-This Week

The cutout came under pressure last week as packers scrambled to move boxed beef, resulting in increased discounting. Elevated beef prices combined with high fuel costs appear to be weighing on consumer demand, though clarity should improve quickly as peak grilling season approaches. Despite last week's cutout decline, packers continued to pay steady money for cattle, signalling confidence that demand improvement is ahead. Futures echo that optimism, with the nearby April contract up roughly \$9 since Friday. This

week market's bullish tone has returned, and the call on cattle this week is steady to higher. Cutouts have firmed since last Friday, though load counts remain light and gains modest. Lean grinding materials remain tight and expensive, which should lend support to round pricing in the coming weeks as they feed into hamburger production. Chucks remain under pressure, while middle meats are consolidating during the seasonal lull ahead of postEaster grilling demand.

USDA Forecasts-Eye Chart

Highlights from the latest WASDE were largely a continuation of existing trends. Beef production is forecast to decline 4%, with imports increasing and exports projected lower. Average cattle and hog prices are expected to run higher versus 2025.

U.S. red meat and poultry forecasts		2026							2026 Quarterly Change	2026 vs. 2025
	2024 Annual	2025 Annual	I	II	III	IV	2026 Annual			
Production, million pounds										
Beef	26,984	26,001	6,195	6,485	6,485	6,645	25,810	-4%		
Pork	27,789	27,577	7,060	6,840	6,900	7,475	28,275	-1%		
Lamb and mutton	134	134	33	36	31	33	133	0%		
Broilers	46,995	48,006	11,800	12,100	12,500	12,300	48,700	2%		
Turkeys	5,121	4,844	1,190	1,200	1,250	1,290	4,930	-5%		
Total red meat and poultry	107,626	107,097	26,413	26,807	27,312	27,884	108,416	0%		
Table eggs, million dozen	7,797	7,497	1,890	1,940	2,000	2,025	7,855	-4%		
Per capita disappearance, retail pounds 1/										
Beef	59.1	59.3	14.8	15.1	14.8	14.9	59.6	0%		
Pork	49.9	49.3	12.5	12.1	12.5	13.3	50.3	-1%		
Lamb and mutton	1.3	1.3	0.3	0.3	0.4	0.4	1.4	0%		
Broilers	101.1	102.9	25.4	26.1	26.8	26.0	104.3	2%		
Turkeys	13.8	13.2	2.9	3.0	3.4	4.0	13.3	-4%		
Total red meat and poultry	226.9	227.4	56.2	57.0	58.2	58.9	230.4	0%		
Eggs, number	272.8	263.8	65.3	67.0	69.2	70.1	271.6	-3%		
Market prices										
Steers 5-area Direct, Total all grades, dollars/cwt	187.12	224.37	240.00	241.00	242.00	245.00	242.00	20%		
Feeder steers, Medium Frame No. 1, OK City, dollars/cwt	251.96	321.86	366.00	367.00	367.00	369.00	367.25	28%		
Cows, Live equivalent, Cutter 90% lean, 500 lbs and up, National, dollars/cwt	118.80	142.17	150.00	157.00	167.00	160.00	158.50	20%		
Choice/Prime slaughter lambs, National, dollars/cwt	191.31	192.89	225.00	225.00	235.00	240.00	231.25	1%		
Barrows and gilts, national daily direct, producer sold, average net price, live equivalent, dollars/cwt	63.41	68.80	65.00	74.00	77.00	65.00	70.25	9%		
Broilers, Wholesale, National composite, weighted average, cents/lb	129.4	124.8	120.0	126.0	125.0	125.0	124.0	-4%		
Turkeys, National 8-16 lb hens, National, cents/lb	93.7	135.8	167.0	155.0	150.0	150.0	155.5	45%		
Eggs, Grade A large, New York, volume buyers, cents/dozen	303.1	373.7	120.0	115.0	105.0	130.0	117.5	23%		
U.S. trade, million pounds, carcass-weight equivalent										
Beef and veal exports	3,007	2,577	610	630	575	580	2,395	-14%		
Beef and veal imports	4,635	5,471	1,600	1,475	1,350	1,250	5,675	18%		
Lamb and mutton imports	365	373	90	85	105	110	390	2%		
Pork exports	7,125	6,970	1,825	1,790	1,670	1,900	7,185	-2%		
Pork imports	1,148	1,116	285	285	280	295	1,145	-3%		
Broiler exports	6,680	6,672	1,625	1,585	1,690	1,770	6,670	0%		
Turkey exports	486	425	90	90	105	115	400	-13%		
Live swine imports (thousand head)	6,760	6,990	1,840	1,715	1,730	1,815	7,100	3%		

Pork Market

Pork Primal Primals---Short Term Market Direction						Hog \$
Butt	Loin	Rib	Ham	Belly	Trim	



Quarterly Hogs and Pigs

ISSN: 1949-1921

Released March 26, 2026, by the National Agricultural Statistics Service (NASS), Agricultural Statistics Board, United States Department of Agriculture (USDA).

United States Hog Inventory Up Slightly

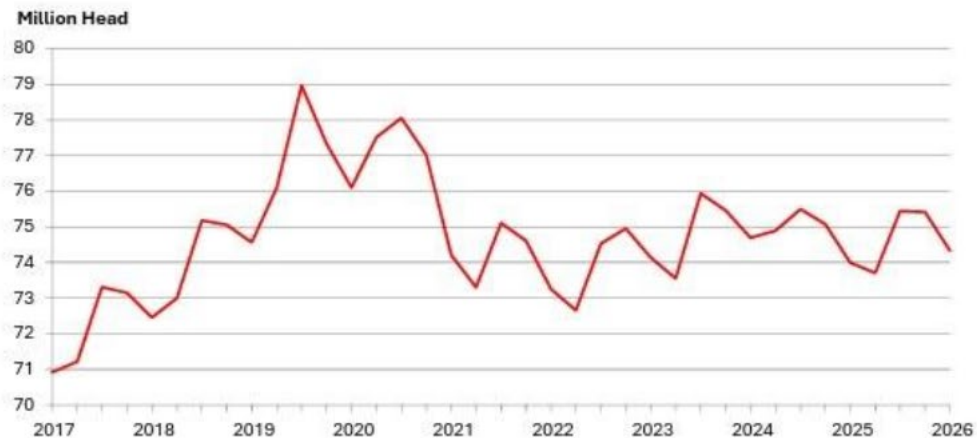
United States inventory of all hogs and pigs on March 1, 2026 was 74.3 million head. This was up slightly from March 1, 2025, but down 1 percent from December 1, 2025.

Breeding inventory, at 5.89 million head, was down 1 percent from last year, and down slightly from the previous quarter.

Market hog inventory, at 68.4 million head, was up 1 percent from last year, but down 2 percent from last quarter.

The December 2025-February 2026 pig crop, at 33.2 million head, was up 1 percent from last year. Sows farrowing during this period totaled 2.79 million head, down 1 percent from previous year. The sows farrowed during this quarter represented 47 percent of the breeding herd. The average pigs saved per litter was 11.90 for the December 2025-February 2026 period, compared to 11.65 last year.

Quarterly Hogs and Pigs Inventory - United States: March 1



Hogs/Pork-Last Week

The cutout declined \$2.64/cwt to close the week at \$96.56/cwt, with weakness concentrated in hams and bellies. Other primals were largely steady versus the prior week. Harvest totaled 2.521 million head, up 33,000 head week over week and 47,000 head year over year.

Hog/Pork-This Week

Harvest is expected to remain roughly 1% below yearago levels. Hams are called weaker this week as Eastern demand fades, while bellies are searching for direction but continue to find underlying support from QSR demand. Limited pork in cold storage should provide pricing support across the carcass. Butts, loins, and ribs are steady as the market waits for grilling demand to build. Trim is expected to appreciate seasonally, with potential additional upside driven by what is shaping up to be strong hot dog and sausage demand this grilling season.

Imports



Imported Meat Passed for Entry In the U.S. by Country

Agricultural Marketing Service
Livestock, Poultry and Grain Market News

For Reporting Period: 3/15/2026 to 3/21/2026
Metric Tons Week Number 12

Country Totals	2026		2025	Percent Change
	Current Week	Year-to-Date	Year-to-Date	
Argentina	1,329	18,025	8,127	122%
Australia	9,439	132,972	127,178	5%
Austria				N/A
Brazil	10,886	85,841	70,992	21%
Canada	15,033	169,465	168,852	0%
Chile	999	13,021	17,460	-25%
Costa Rica	199	3,383	3,813	-11%
Croatia			37	N/A
Denmark	510	6,206	6,184	0%
Finland		148	75	97%
France	2	280	78	258%
Germany		158	330	-52%
Honduras		23		N/A
Hungary			384	N/A
Iceland		0	19	N/A
Ireland	70	1,526	1,982	-23%
Israel		147	403	-64%
Italy	515	4,041	5,778	-30%
Japan	51	1,113	1,078	3%
Lithuania		66	195	-66%
Mexico	6,227	72,478	63,146	15%
Netherlands	202	2,414	2,572	-6%
New Zealand	6,230	58,054	58,711	-1%
Nicaragua	1,442	15,868	11,359	40%
Northern Ireland			70	N/A
Poland	520	5,290	4,739	12%
San Marino			1	N/A
South Korea	31	145	197	-26%
Spain	447	4,421	2,786	59%
United Kingdom	216	2,591	1,774	46%
Uruguay	4,116	36,537	27,774	32%
Total	58,903	652,926	586,095	11%



Report Prepared by Mark Hotchkiss

Chicken Market

DOMESTIC MARKET HIGHLIGHTS

Prices are trending steady to firm for all sized WOGS; steady for whole fryers. Supplies are light to moderate. Demand moderate to good approaching the Religious holiday weekend. Floor stocks are sufficient. Market activity is moderate to active. In the parts sector, prices are trending firm for tenders, fronts and bone-in breasts; steady to firm for b/s breasts and dark meat cuts, steady for wings. Supplies of breast cuts are tight; light to moderate for dark meat cuts with legs, leg meat, thighs and thigh meat well cleared and held with confidence; wings are moderate. Demand is moderate to good. Market activity is active.

EXPORT MARKET HIGHLIGHTS.

Export demand is at least moderate.

Turkey Market

DOMESTIC MARKET HIGHLIGHTS


Frozen 8-16 lb. hens and 16-24 lb. toms steady. Demand light. Offerings light. Frozen commodity Grade A 8-16 lb. hens offered at 163-174 and 16-24 lb. toms at 164-176 cents FOB for current shipments.

The market on white meat and white trim is steady to weak. Demand is light. Offerings of fresh white meat are light. Frozen white meat and white trim offerings remain light. Cooked and deli demand very light. Grade A consumer sized breasts, institutional sized breasts are steady to weak. Tom drums, full-cut ,and V-type wings are steady to firm with the balance of bulk parts mostly steady. Demand light to instances moderate. Offerings short to light. The thigh meat market is steady. Demand light. Offerings very light to light. Defatted gizzards, hearts and livers steady. Demand and offerings light. Tails steady. Demand and offerings light. Tom necks weak with demand very light. Mechanically separated turkey (MST) market is steady. Demand is light for both

fresh and frozen. Offerings light to moderate with fresh the most available.
Trading slow.

EXPORT MARKET HIGHLIGHTS.

Trading slow. Market mostly steady with spot weakness. Demand light.
Offerings very light to light.



SEAFOOD

April 2, 2026

All seafood pricing trends are based on Urner Barry data and supplier quotes as of March 25, 2026.

Shrimp, Domestic

Shell-On Whites:

Urner Barry reported higher prices on large sizes due to lack of inventory and higher dock costs.

Domestic Browns:

Pricing is steady this week, according to Urner Barry.

Domestic Pubs:

Urner Barry reports steady pricing.

Shrimp, Imported

Black Tigers and Whites:

Urner Barry reported steady pricing this week.

Mexican Browns and Whites:

Urner Barry reported steady pricing this week. Production is slow, according to suppliers.

Argentine Red:

Urner Barry reported steady pricing this week.

Catfish

Domestic:

Urner Barry reported stable pricing this week. Processors are reporting smaller fish in the ponds, which may result in shortages until fish begin to feed and grow to market size.

Imported:

Urner Barry reported steady pricing this week.

Atlantic Farmed Salmon

Frozen Portions:

Urner Barry reported steady pricing on Chilean and Norwegian portions.

Fresh Chilean:

Urner Barry reported steady pricing for the week

Mahi-Mahi

Urner Barry reported stable pricing this week, but suppliers report that pricing will increase in the coming weeks. Production remains slow, and inventory levels are low in both Peru and Ecuador, according to suppliers who report early signs of limited landings, with smaller-sized fish making up much of the catch.

Scallops

Sea:

Urner Barry reported stable pricing this week.

Bay:

Urner Barry reported stable pricing this week.

Tilapia

Urner Barry reported stable pricing this week.

Pangasius

Urner Barry reported stable pricing this week.

Whitefish Complex

Cod:

Urner Barry reported higher prices on Atlantic Cod. Suppliers report supply challenges on cod, specifically Atlantic. The cod quota for 2026 has been reduced by 21%.

Pollock:

Urner Barry reports steady pricing this week.

Haddock:

Urner Barry reports steady pricing this week.

Flounder:

Urner Barry reports steady pricing this week.

Tuna, Yellowfin

Frozen Steaks & Lions:

Pricing is stable, as reported by Urner Barry.

Swordfish

Urner Barry reported steady pricing this week.

King Crab

Red & Golden:

Urner Barry reported steady pricing and fair inventory levels.

Crabmeat

Blue & Red, Pasteurized:

Urner Barry reported higher pricing this week due to supply constraints and tariff challenges. Many suppliers report that they are controlling inventory by not bringing on new customers.

Snow Crab

Alaskan:

Fishing has begun, and product is slowly arriving in Seattle. There are no major price moves at this time.

Canadian:

Urner Barry reported mixed pricing again this week and a lack of inventory on 5-8 and 8up clusters. Vendors report icy conditions in some fishing areas. There has been no announcement of when the fishing season will begin, and quotas have not been finalized.

Lobster

North American Lobster Meat:

Urner Barry reported stable pricing week over week.

North American Lobster Tails:

Urner Barry reported stable pricing week over week.

Lobster Tails, Warm-Water:

Urner Barry reported steady pricing this week.

"The data contained in the Farmer's Report is provided for informational purposes only, is not tailored to your specific purchasing needs, and is not intended as a substitute for any other publicly-available market data or information. The Farmer's Report is compiled from the last-received market data provided by the United States Department of Agriculture (USDA) and/or other market sources, and is subject to change without notice. Nothing herein is the opinion of US Foods®. US Foods neither assumes any legal liability nor makes any warranty or guaranty, either express or implied, regarding the completeness, accuracy or usefulness of this information." <https://www.usfoods.com/our-services/business-trends/farmers-report/seafood.html>